



# United States District Court Western District of Texas

## 2017 Fiscal Year Statistics



Honorable Orlando L. Garcia  
Chief United States District Judge

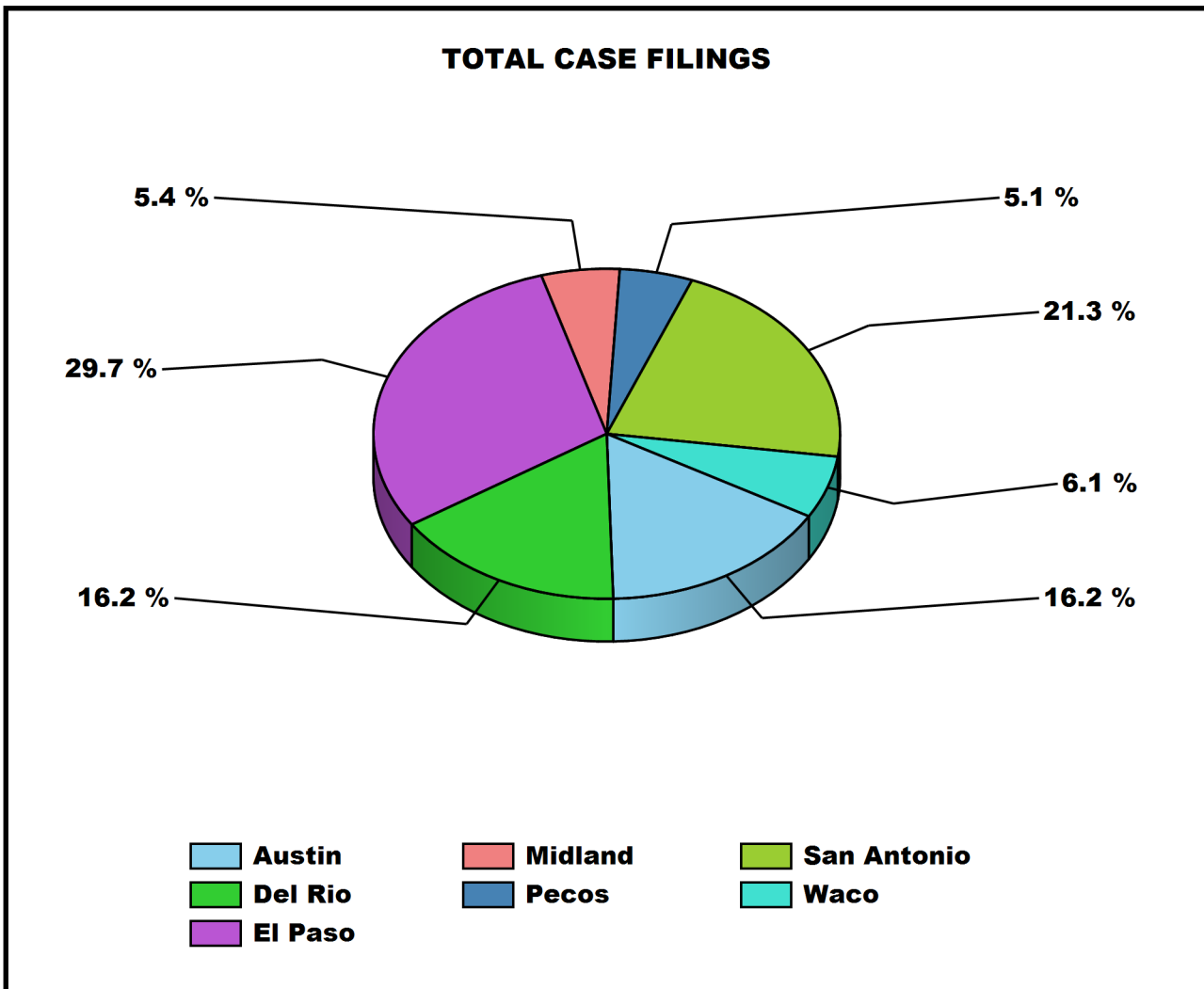
# Fiscal Year 2017

## District Court Statistics

Total Case Filings – Pie Chart .....	1
Civil Cases Filed – Pie Chart .....	2
Criminal Cases Filed – Pie Chart .....	3
Criminal Defendants Filed – Pie Chart .....	4
Total Case Filings – 10 Year Report .....	5
Civil Cases Filed – 10 Year Report .....	6
Criminal Cases Filed – 10 Year Report .....	7
Criminal Defendants Filed – 10 Year Report .....	8

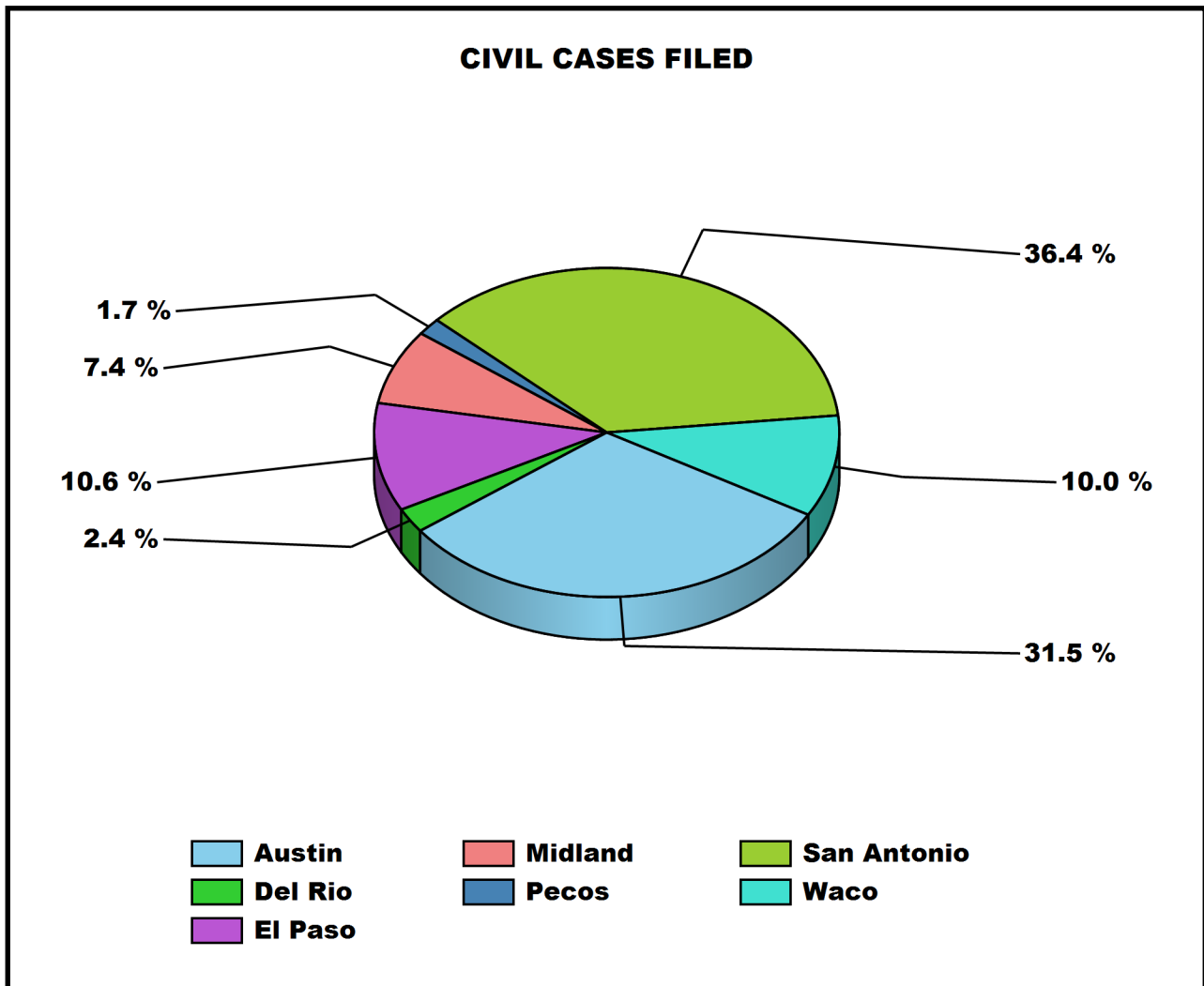
## TOTAL CASE FILINGS FISCAL YEAR 2017

	CIVIL	CRIMINAL	TOTAL
<b>Austin</b>	<b>1,118</b>	<b>375</b>	<b>1,493</b>
<b>Del Rio</b>	<b>86</b>	<b>1,403</b>	<b>1,489</b>
<b>El Paso</b>	<b>378</b>	<b>2,359</b>	<b>2,737</b>
<b>Midland</b>	<b>263</b>	<b>236</b>	<b>499</b>
<b>Pecos</b>	<b>60</b>	<b>406</b>	<b>466</b>
<b>San Antonio</b>	<b>1,292</b>	<b>665</b>	<b>1,957</b>
<b>Waco</b>	<b>355</b>	<b>208</b>	<b>563</b>
<b>TOTAL</b>	<b>3,552</b>	<b>5,652</b>	<b>9,204</b>



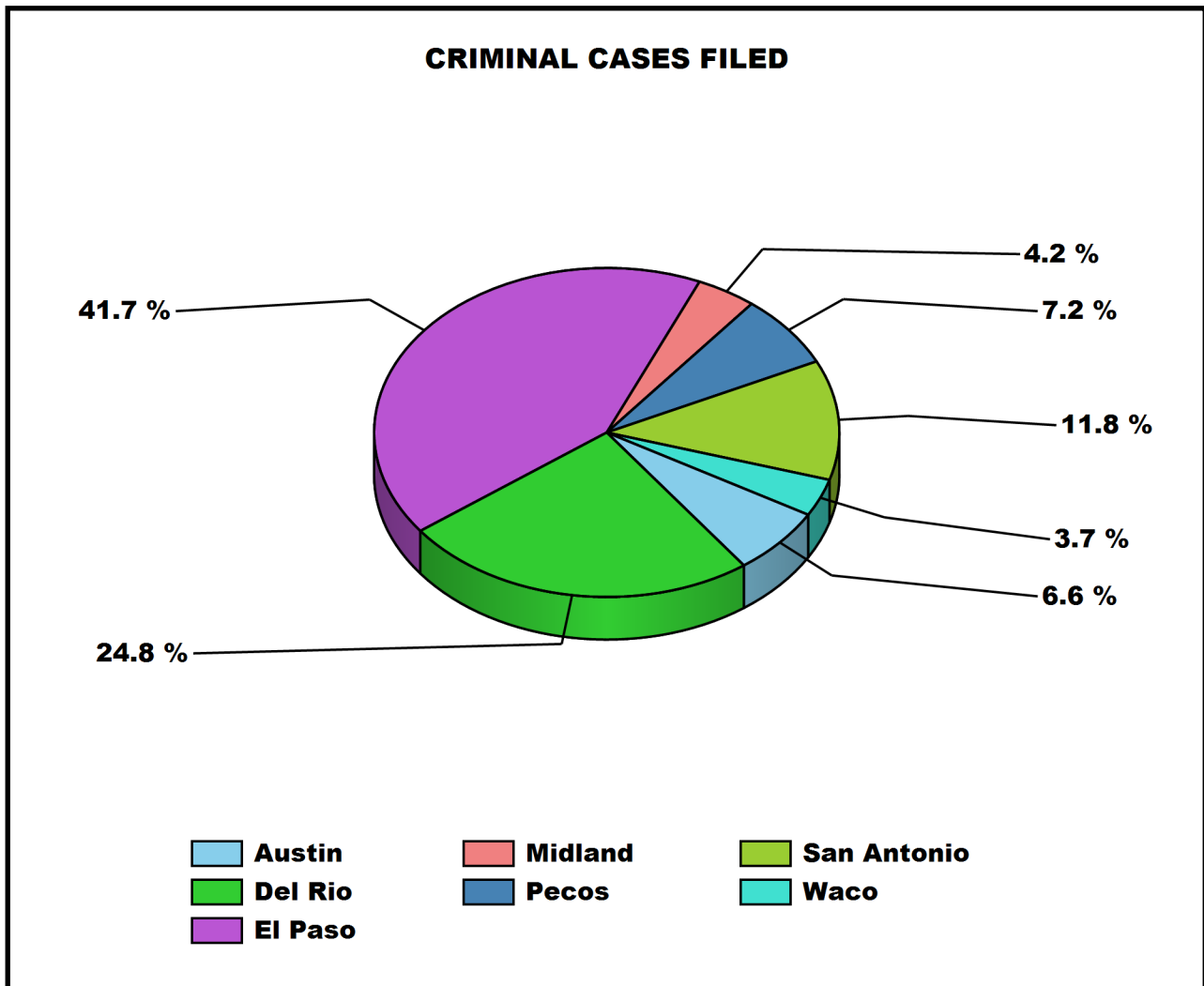
## CIVIL CASES FILED FISCAL YEAR 2017

<b>Austin</b>	<b>1,118</b>
<b>Del Rio</b>	<b>86</b>
<b>El Paso</b>	<b>378</b>
<b>Midland</b>	<b>263</b>
<b>Pecos</b>	<b>60</b>
<b>San Antonio</b>	<b>1,292</b>
<b>Waco</b>	<b>355</b>
<b>TOTAL</b>	<b>3,552</b>



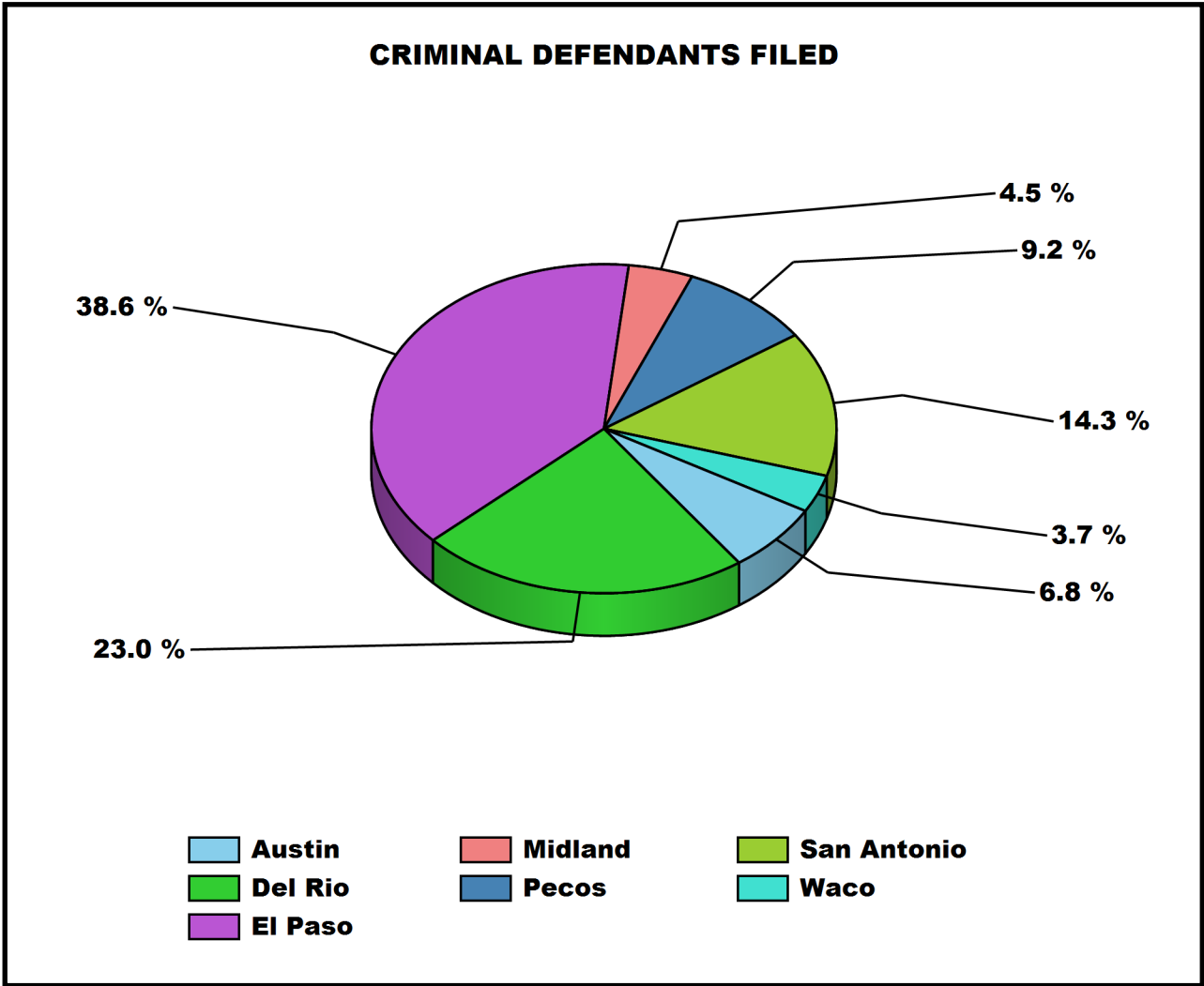
## CRIMINAL CASES FILED FISCAL YEAR 2017

<b>Austin</b>	<b>375</b>
<b>Del Rio</b>	<b>1,403</b>
<b>El Paso</b>	<b>2,359</b>
<b>Midland</b>	<b>236</b>
<b>Pecos</b>	<b>406</b>
<b>San Antonio</b>	<b>665</b>
<b>Waco</b>	<b>208</b>
<b>TOTAL</b>	<b>5,652</b>



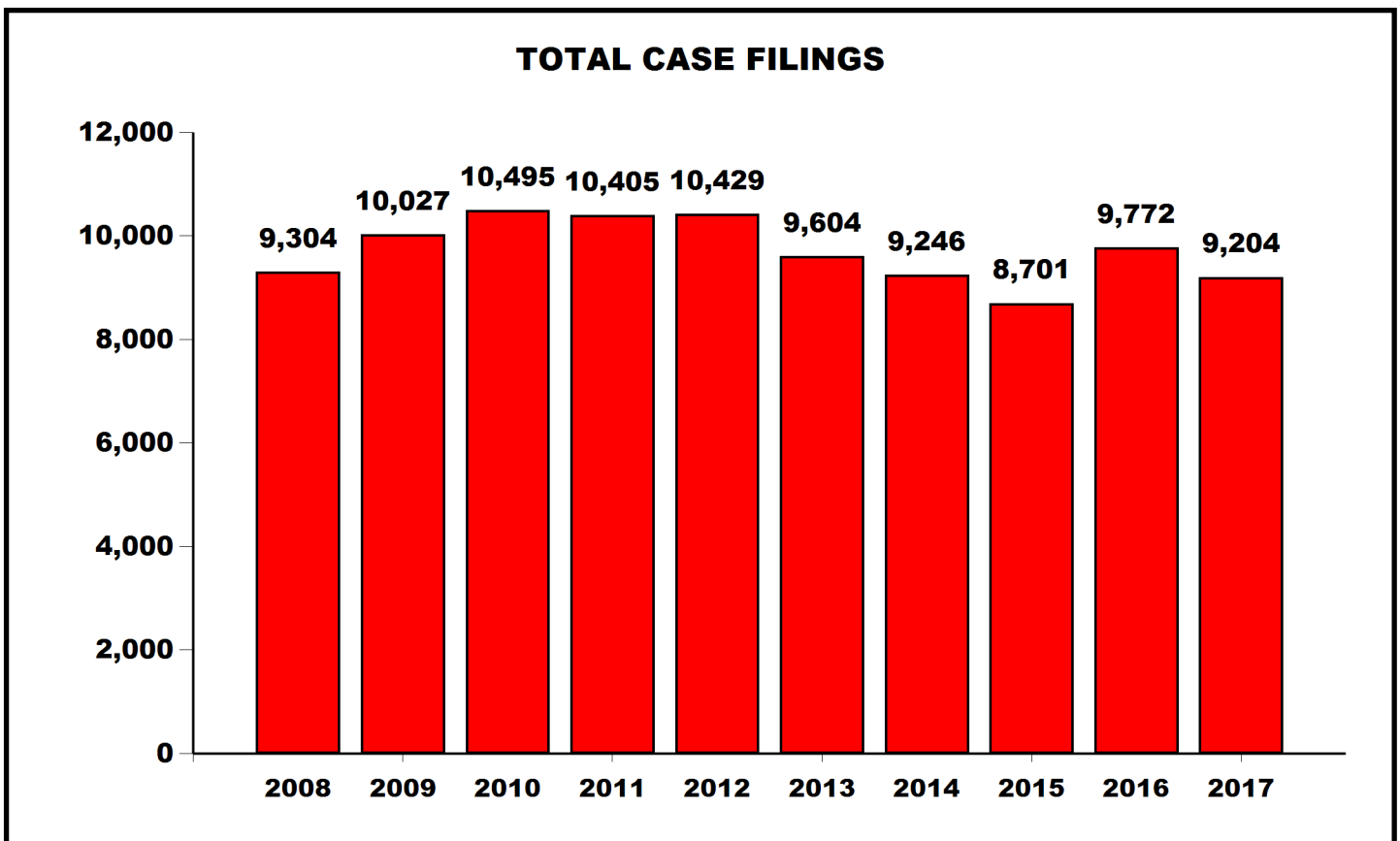
# CRIMINAL DEFENDANTS FILED FISCAL YEAR 2017

<b>Austin</b>	<b>449</b>
<b>Del Rio</b>	<b>1,517</b>
<b>El Paso</b>	<b>2,544</b>
<b>Midland</b>	<b>295</b>
<b>Pecos</b>	<b>606</b>
<b>San Antonio</b>	<b>941</b>
<b>Waco</b>	<b>244</b>
<b>TOTAL</b>	<b>6,596</b>



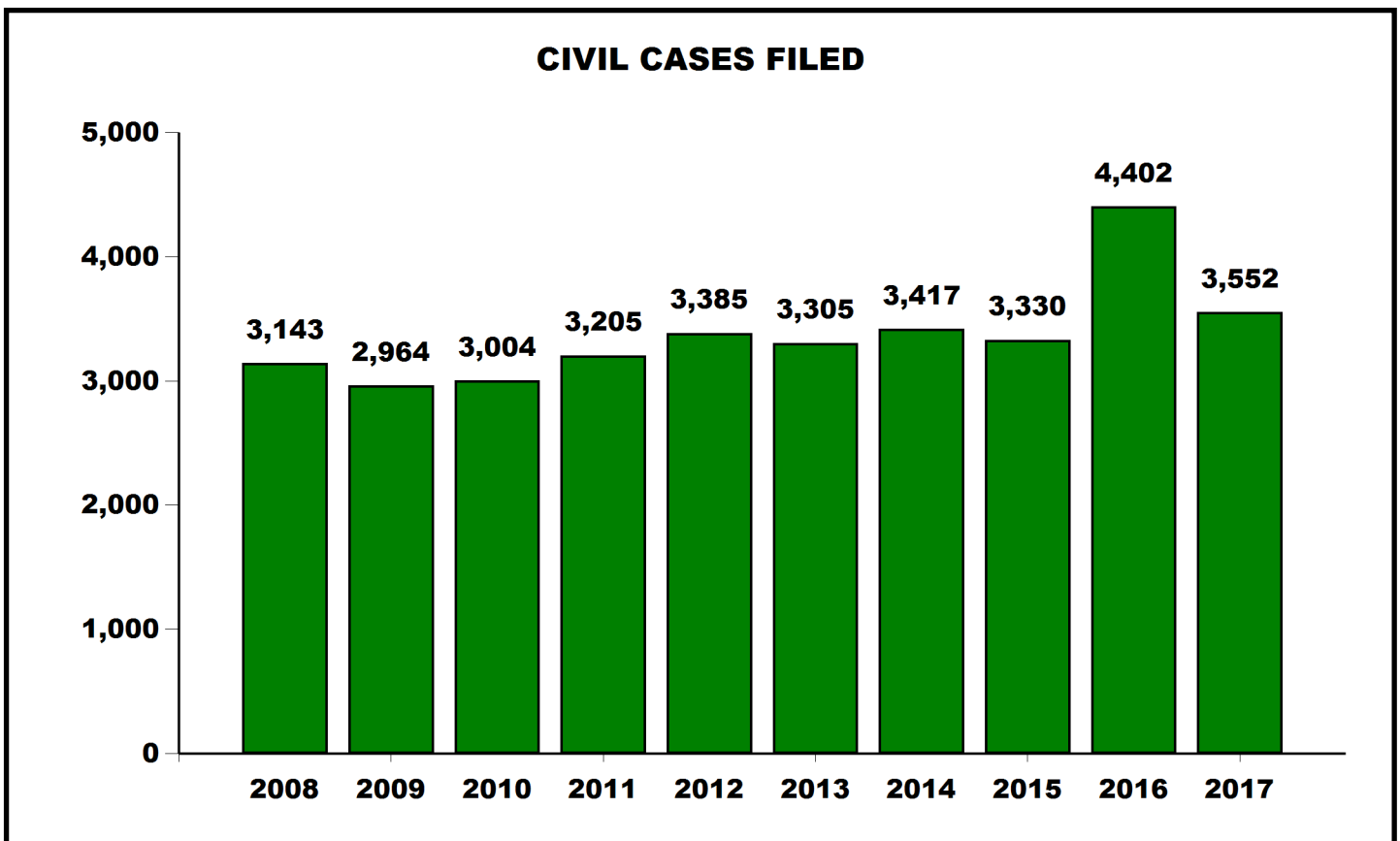
## TOTAL CASE FILINGS TEN YEAR REPORT - FISCAL YEAR 2017

DIVISION	2008	2009	2010	2011	2012	2013	2014	2015	2016	2017
Austin	1,333	1,409	1,671	1,721	1,541	1,583	1,424	1,374	1,718	1,493
Del Rio	1,232	1,514	1,806	2,014	1,940	1,593	1,617	1,588	1,741	1,489
El Paso	3,846	3,890	3,640	3,390	3,333	2,981	2,780	2,511	2,609	2,737
Midland	389	444	464	504	463	430	397	434	684	499
Pecos	331	432	514	503	608	538	629	520	590	466
San Antonio	1,613	1,802	1,790	1,703	2,004	1,865	1,730	1,710	1,785	1,957
Waco	560	536	610	570	540	614	669	564	645	563
<b>Total</b>	<b>9,304</b>	<b>10,027</b>	<b>10,495</b>	<b>10,405</b>	<b>10,429</b>	<b>9,604</b>	<b>9,246</b>	<b>8,701</b>	<b>9,772</b>	<b>9,204</b>
<b>+/-</b>		<b>723</b>	<b>468</b>	<b>-90</b>	<b>24</b>	<b>-825</b>	<b>-358</b>	<b>-545</b>	<b>1,071</b>	<b>-568</b>
<b>% Change</b>		<b>8%</b>	<b>5%</b>	<b>-1%</b>	<b>0%</b>	<b>-8%</b>	<b>-4%</b>	<b>-6%</b>	<b>12%</b>	<b>-6%</b>



## CIVIL CASES FILED TEN YEAR REPORT - FISCAL YEAR 2017

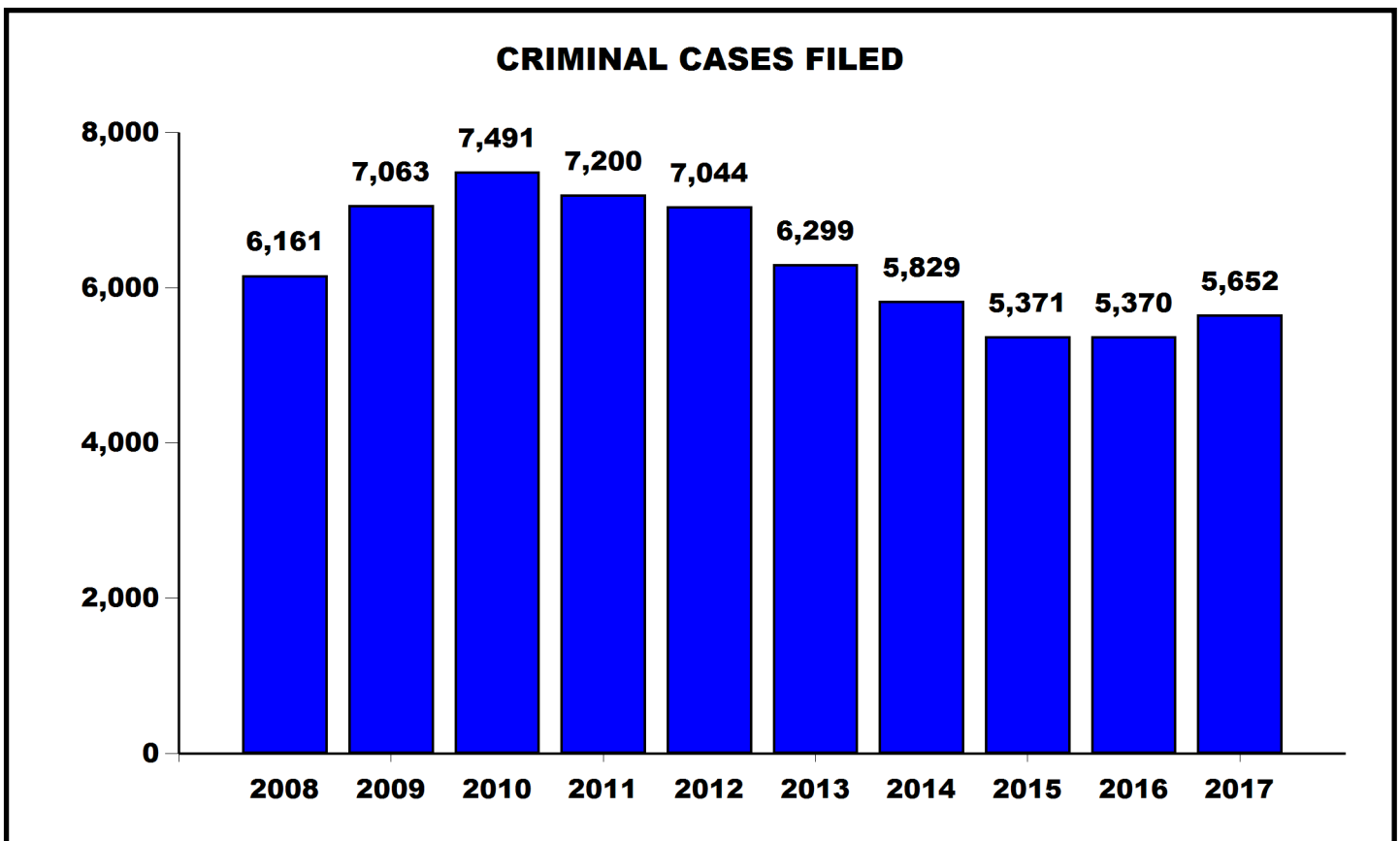
DIVISION	2008	2009	2010	2011	2012	2013	2014	2015	2016	2017
Austin	968	902	914	1,080	1,072	1,090	1,094	1,075	1,445	1,118
Del Rio	81	72	78	53	67	80	81	132	168	86
El Paso	508	466	446	483	516	403	457	378	527	378
Midland	158	143	147	138	118	126	124	192	427	263
Pecos	43	52	100	122	145	86	90	72	91	60
San Antonio	1,009	1,001	986	999	1,169	1,132	1,092	1,109	1,262	1,292
Waco	376	328	333	330	298	388	479	372	482	355
<b>Total</b>	<b>3,143</b>	<b>2,964</b>	<b>3,004</b>	<b>3,205</b>	<b>3,385</b>	<b>3,305</b>	<b>3,417</b>	<b>3,330</b>	<b>4,402</b>	<b>3,552</b>
<b>+/-</b>		<b>-179</b>	<b>40</b>	<b>201</b>	<b>180</b>	<b>-80</b>	<b>112</b>	<b>-87</b>	<b>1,072</b>	<b>-850</b>
<b>% Change</b>		<b>-6%</b>	<b>1%</b>	<b>7%</b>	<b>6%</b>	<b>-2%</b>	<b>3%</b>	<b>-3%</b>	<b>32%</b>	<b>-19%</b>





## CRIMINAL CASES FILED TEN YEAR REPORT - FISCAL YEAR 2017

DIVISION	2008	2009	2010	2011	2012	2013	2014	2015	2016	2017
Austin	365	507	757	641	469	493	330	299	273	375
Del Rio	1,151	1,442	1,728	1,961	1,873	1,513	1,536	1,456	1,573	1,403
El Paso	3,338	3,424	3,194	2,907	2,817	2,578	2,323	2,133	2,082	2,359
Midland	231	301	317	366	345	304	273	242	257	236
Pecos	288	380	414	381	463	452	539	448	499	406
San Antonio	604	801	804	704	835	733	638	601	523	665
Waco	184	208	277	240	242	226	190	192	163	208
<b>Total</b>	<b>6,161</b>	<b>7,063</b>	<b>7,491</b>	<b>7,200</b>	<b>7,044</b>	<b>6,299</b>	<b>5,829</b>	<b>5,371</b>	<b>5,370</b>	<b>5,652</b>
<b>+/-</b>		<b>902</b>	<b>428</b>	<b>-291</b>	<b>-156</b>	<b>-745</b>	<b>-470</b>	<b>-458</b>	<b>-1</b>	<b>282</b>
<b>% Change</b>		<b>15%</b>	<b>6%</b>	<b>-4%</b>	<b>-2%</b>	<b>-11%</b>	<b>-7%</b>	<b>-8%</b>	<b>0%</b>	<b>5%</b>



## CRIMINAL DEFENDANTS FILED TEN YEAR REPORT - FISCAL YEAR 2017

DIVISION	2008	2009	2010	2011	2012	2013	2014	2015	2016	2017
Austin	535	624	873	806	592	644	384	405	341	449
Del Rio	1,396	1,664	2,067	2,229	2,096	1,597	1,656	1,615	1,743	1,517
El Paso	3,667	3,735	3,523	3,206	3,035	2,834	2,526	2,390	2,337	2,544
Midland	386	453	480	544	504	413	399	351	400	295
Pecos	394	486	642	585	722	595	654	612	702	606
San Antonio	868	988	1,035	882	1,074	985	808	794	689	941
Waco	253	286	365	326	288	285	260	224	219	244
<b>Total</b>	<b>7,499</b>	<b>8,236</b>	<b>8,985</b>	<b>8,578</b>	<b>8,311</b>	<b>7,353</b>	<b>6,687</b>	<b>6,391</b>	<b>6,431</b>	<b>6,596</b>
+/-		737	749	-407	-267	-958	-666	-296	40	165
% Change		10%	9%	-5%	-3%	-12%	-9%	-4%	1%	3%

